inveo

CATALOG
OF PRODUCTS 2026

RFID READERS | RFID CARDS | SCANNERS | NFC DEVICES



Polish manufacturer
of electronic devices

www.inveo.com.pl

How do I navigate the catalog?

This document is designed to help you quickly find the information you need about our devices. Below you will find a brief guide to the interactive features.

Quick navigation:

- **Search for a device:** No need to scroll through every page. Click the device name in the table of contents to jump directly to its description.
- **Return to the table of contents:** Want to check something else? Click the company logo in the top-right corner of any product page to return directly to the table of contents.

Active links

- **Social media icons:** Click them to visit our social media profiles.
- **Website URL:** This will take you directly to our product website.
- **QR codes:** If you're viewing the catalog on a computer, you can click the QR code or scan it with your phone to go directly to our website.



www.inveo.com.pl

inveo

Table of Contents

- Key to the icons....4

RFID Readers....5

- Technical Specifications....6
- Proxer LT....7
- BoxID LED....9
- BoxID LCD....12
- Clocker CL-10, CL-20, CL-30....14
- IND LED....16
- IND2 LED....18
- IND LCD....21
- IND2 LCD....23
- RCP, RCP with buttons, RCP with a keyboard....25
- RCP2, RCP2 with buttons, RCP2 with a keyboard....27
- TAB....30
- IND Modbus....32
- Nano RFID, Nano RFID PoE....34
- FlateC....36
- ID Card scanner....38
- USB DESK....39
- USB DESK NFC....41
- USB Pocket....42
- Exter....43
- Printed RFID cards....45
- RFID keychains....46
- RFID Tags....47

Key to the icons

Icon	Description	Icon	Description
	LAN socket		P2P communication – directly between devices on a one-to-one basis
	Built-in Wi-Fi		M2M communication – one-to-many device communication
	Power supply: 10–24 V DC		The device supports SSL encryption
	230 V AC power supply		Support for the logic module – the ability to create simple logical conditions, such as performing a comparison, which will allow an action to be executed
	Power over Ethernet (PoE) 802.3af, 37–57 V DC		Support for executing time-dependent actions
	Built-in LAN switch		Built-in sensor memory with a graph
	Available output channels (relay or transistor depending on the version)		Temperature Sensor Operation
	Available input channels (pre-polarized – normally open or voltage-based 10–24 V DC)		Integration of the LUA scripting language
	IP65 enclosure rating		SMS Support – SMS API
	RFID communication available		SMTP Protocol – Sending Emails
	Support for NFC communication – HF modules only, and with the Inveo iTag NFC app		ICMP Protocol – the ability to check the availability of LAN devices (ping)
	Support for the KNX-IP protocol		MQTT Protocol
	TCP/UDP Protocol		SNMP Protocol
	Modbus TCP/RTU protocol – depending on the available connectors		HTTP Client Protocol
	Modbus TCP Protocol		

RFID Readers

Supported RFID standards / Device name	Unique EM4100 EM4102	ICODE® ISO 15693	iClass® CSN	iClass /SE /Seos® PACS	HITAG	Mifare Classic®	Mifare Plus®	Mifare DESFire®	Indala	HID Prox	Legic
BoxID	✓	✓	✓	✓	1/2/S	✓	✓	✓	✓	✓	✓
Clocker	✓	✓	✓	✓	1/2/S	✓	✓	✓	-	-	-
FlateC	✓	✓	✓	-	1/2/S	✓	✓	✓	-	-	-
RFID USB Desk	✓	✓	✓	-	1/2/S	✓	✓	✓	-	-	-
RFID USB Pocket	✓	-	-	-	-	-	-	-	-	-	-
RFID Exter	✓	✓	✓	-	1/2/S	✓	UID	UID	-	-	-
RFID IND2	✓	✓	✓	-	2	✓	✓	✓	-	-	-
RFID IND	✓	✓	✓	-	2	✓	UID	UID	-	-	-
RFID IND Modbus	✓	✓	✓	-	2	✓	UID	UID	-	-	-
RFID TAB	✓	✓	✓	-	2	✓	UID	UID	-	-	-
RFID RCP2	✓	✓	✓	-	2	✓	✓	✓	-	-	-
RFID RCP	✓	✓	✓	-	2	✓	UID	UID	-	-	-
RFID RCP with a keyboard	✓	✓	✓	-	2	✓	UID	UID	-	-	-
Nano RFID	✓	-	-	-	-	-	-	-	-	-	-

Protocols / Device name	HTTP Client	HTTPS Client	HTTP Server	HTTPS Server	MQTT Client	MQTTS Client	SNMP v2c	Modbus TCP	Modbus RTU	SNTP	Wi-Fi
BoxID	✓	✓	✓	✓	✓	✓	-	✓	✓	✓	○
Clocker	✓	✓	✓	✓	✓	✓	-	✓	✓	✓	○
RFID IND2	✓	✓	✓	✓	✓	✓	-	✓	✓	✓	○
RFID IND	✓	-	✓	-	-	-	✓	✓	✓	✓	-
RFID IND Modbus	-	-	-	-	-	-	-	-	✓	-	-
RFID TAB	✓	-	✓	-	-	-	✓	✓	✓	✓	-
RFID RCP2	✓	✓	✓	✓	✓	✓		✓	✓	✓	○
RFID RCP	✓	-	✓	-	-	-	✓	✓	✓	✓	-
RFID RCP with a keyboard	✓	-	✓	-	-	-	✓	✓	✓	✓	-
Nano RFID	✓	-	✓	-	-	-	✓	✓	-	-	-

○ – Protocol support available as a license option

Proxer LT

Proxer is a state-of-the-art RFID reader with a color LCD display that redefines the approach to access control and event logging. With support for NFC-enabled smartphones, advanced communication protocols, and the ability to write custom scripts, this device is the ideal solution for smart buildings and modern businesses.



Application:

- **Access Control and Time & Attendance:**
  Employee identification and precise time tracking.
- **Large-Scale Facilities:**
  Monitoring and authorization systems for stadiums, exhibition halls, and conference centers.
- **Payment systems:**
  Support for contactless transactions, e.g., in employee cafeterias or vending machines.
- **Logistics and warehousing:**
  Real-time tracking of goods flow and inventory management.



Features:

- **Interactive display:**
  The color LCD screen allows for full customization—from displaying company logos and animations to presenting data assigned to specific users.
- **Smartphone support:**
  The ability to use NFC-enabled phones as virtual access cards.
- **Advanced logic (Lua):**
  The built-in Lua script interpreter allows for the creation of custom algorithms directly within the device.
- **Extensive interfaces:**
  - Control of 2 relay outputs (e.g., for opening a bolt and a gate).
  - Control of 2 digital inputs (e.g., door open sensor, exit button).
- **Communication:**
  Standard Ethernet and optional Wi-Fi. Support for secure protocols: HTTPS, MQTTS, Modbus TCP, and SNTP.
- **Notifications:**
  Real-time email notifications about events (e.g., unauthorized access attempts).
- **Design and customization:**
  Modern housing with the option to customize the front panel (e.g., printing graphics or instructions).
- **Technical specifications:**
  - Display: LCD, color.
  - Connectivity: Ethernet (RJ45), Wi-Fi (optional).
  - Security standards: Encrypted communication protocols.
  - Mounting: Wall-mounted, indoor.

Technical specifications

Power Supply	PoE: 33-57V IEEE 802.3af	12 V DC via a quick-connect connector or a 5.5x2.1 mm plug		
Power Consumption	Maximum 5 W			
Transponders	Mifare ® (Classic, Plus, DESFire)	ICODE® (ISO15693)	iClass (CSN)	iClass Seos®
Memory	5,000 tags, 100,000 incidents			
Inputs	Number of digital inputs: 2	Input type: normally open (NO)		
Outputs	Number of outputs: 2	Output type: NO relay	Maximum load: 1 A at 30 V DC	
Communication	10/100 Mbps Ethernet port, RJ45	Wi-Fi (optional)		
Housing	Enclosure rating: IP65	Dimensions: 140 x 140 x 76.4 mm		
Operating Temperature	From -10 °C to +55 °C			

Version	RFID standard			Wi-Fi	Catalog number
	Mifare®	ICODE	iClass		
Proxer LT HF	✓	✓	CSN	-	PX-0046-0003-00
Proxer LT HF Wi-Fi	✓	✓	CSN	✓	PX-0046-0007-00
Proxer LT HF iClass Seos / Mifare / ICODE	✓	✓	CSN+SEOS	-	PX-0086-0003-00
Proxer LT HF iClass Seos / Mifare / ICODE Wi-Fi	✓	✓	CSN+SEOS	✓	PX-0086-0007-00

BoxID LED

The Box ID is a versatile RFID reader designed to operate in the most demanding environments. With its optional M12 connector, unique SLOT feature, and ability to integrate with PLCs, this device serves as the foundation for machine authorization systems and forklift fleet management.



Application:

- **Machine access authorization:**
  Protection against unauthorized startup of industrial equipment.
- **Forklift operation control:**
  Operator identification and monitoring of logistics equipment operating hours.
- **Access control and time and attendance:**
  Time and attendance tracking and employee identification systems inside and outside buildings.
- **Logistics and warehousing:**
  Tracking the flow of goods and warehouse management.
- **Payment systems and public facilities:**
  Support for contactless payments in cafeterias and access control for stadiums and exhibition halls.



Features

- **Unique SLOT option:**
  A special slot that allows the card to remain in the reader during operation (e.g., at a machine) while maintaining the device's full watertightness.
- **Industrial durability:**
  An optional M12 connector providing exceptional resistance to dust, moisture, and harsh environmental conditions.
- **PLC integration:**
  Capability for direct communication with Siemens S7 and Mitsubishi FX/Q controllers.
- **Smartphone support:**
  Use of NFC-enabled phones as access cards (available in the HF version).
- **Extensive logic and communication:**
  - Built-in Lua script interpreter for implementing advanced control algorithms.
  - Control of 2 relay outputs and monitoring of 2 digital inputs.
- **Connectivity and protocols:**
  Ethernet communication (RJ45 or M12) and optional Wi-Fi. Full support for HTTP(S), MQTT(S), Modbus TCP/RTU, and real-time email notifications.

Technical specifications

Power Supply	PoE: 33-57 V IEEE 802.3af		10–24 V DC via a 3.5 mm detachable connector	
Power Consumption	Maximum 2.5 W			
Transponders (depending on the version)	Unique EM4100, EM4102	ICODE® (ISO 15693)	iClass/SE/Seos® PACS	
	Indala	Legic	Mifare ® (Classic, Plus, DESFire)	HID Prox
Memory	5000 tags, 30 000 incidents			
Inputs	Number of digital inputs: 2		Input type: dry contact, NO (normally open)	
Outputs	Number of outputs: 2	Output type: NO relay		Maximum load: 1 A at 30 V DC
Communication	10/100 Mbps Ethernet port, RJ45		Wi-Fi (optional)	Port RS485 (Modbus RTU)
Housing	Enclosure rating: IP65	Dimensions: 100 x 100 x 55.6 mm (SLOT version: 100 x 100 x 70 mm)		
Operating Temperature	From -10 °C to +55 °C			

Version	RFID standard									Wi-Fi	Connector M12	Slot	Catalog number
	Unique	HITAG 1/2/S	Mifare®	ICODE	iClass® CSN	iClass/SE /Seos® PACS	Indala	HID Prox	LEGIC				
BoxID LED LF	✓	✓	-	-	-	-	-	-	-	-	-	-	BI-0019-0001-00
BoxID LED LF M12	✓	✓	-	-	-	-	-	-	-	-	✓	-	BI-0019-0101-00
BoxID LED LF Slot	✓	✓	-	-	-	-	-	-	-	-	-	✓	BI-0019-0009-00
BoxID LED LF Slot M12	✓	✓	-	-	-	-	-	-	-	-	✓	✓	BI-0019-0109-00
BoxID LED LF Wi-Fi	✓	✓	-	-	-	-	-	-	-	✓	-	-	BI-0019-0005-00
BoxID LED LF Wi-Fi M12	✓	✓	-	-	-	-	-	-	-	✓	✓	-	BI-0019-0105-00
BoxID LED LF Wi-Fi Slot	✓	✓	-	-	-	-	-	-	-	✓	-	✓	BI-0019-000D-00
BoxID LED LF Wi-Fi Slot M12	✓	✓	-	-	-	-	-	-	-	✓	✓	✓	BI-0019-010D-00
BoxID LED LF HID Prox/Indala	-	-	-	-	-	-	✓	✓	-	-	-	-	BI-0200-0001-00
BoxID LED LF HID Prox/Indala M12	-	-	-	-	-	-	✓	✓	-	-	✓	-	BI-0200-0101-00
BoxID LED LF HID Prox/Indala Slot	-	-	-	-	-	-	✓	✓	-	-	-	✓	BI-0200-0009-00
BoxID LED LF HID Prox/Indala Slot M12	-	-	-	-	-	-	✓	✓	-	-	✓	✓	BI-0200-0109-00
BoxID LED LF HID Prox/Indala WiFi	-	-	-	-	-	-	✓	✓	-	✓	-	-	BI-0200-0005-00
BoxID LED LF HID Prox/Indala WiFi M12	-	-	-	-	-	-	✓	✓	-	✓	✓	-	BI-0200-0105-00
BoxID LED LF HID Prox/Indala WiFi Slot	-	-	-	-	-	-	✓	✓	-	✓	-	✓	BI-0200-000D-00

Version	RFID standard									Wi-Fi	Connector M12	Slot	Catalog number
	Unique	HITAG 1/2/S	Mifare®	ICODE	iClass® CSN	iClass/SE /Seos® PACS	Indala	HID Prox	LEGIC				
BoxID LED LF HID Prox/Indala WiFi Slot M12	-	-	-	-	-	-	✓	✓	-	✓	✓	✓	BI-0200-010D-00
BoxId LED HF	-	-	✓	✓	✓	-	-	-	-	-	-	-	BI-0046-0001-00
BoxId LED HF M12	-	-	✓	✓	✓	-	-	-	-	-	✓	-	BI-0046-0101-00
BoxId LED HF Slot	-	-	✓	✓	✓	-	-	-	-	-	-	✓	BI-0046-0009-00
BoxId LED HF Slot M12	-	-	✓	✓	✓	-	-	-	-	-	✓	✓	BI-0046-0109-00
BoxId LED HF WiFi	-	-	✓	✓	✓	-	-	-	-	✓	-	-	BI-0046-0005-00
BoxId LED HF WiFi M12	-	-	✓	✓	✓	-	-	-	-	✓	✓	-	BI-0046-0105-00
BoxId LED HF WiFi Slot	-	-	✓	✓	✓	-	-	-	-	✓	-	✓	BI-0046-000D-00
BoxId LED HF WiFi Slot M12	-	-	✓	✓	✓	-	-	-	-	✓	✓	✓	BI-0046-010D-00
BoxID LED HF iClass Seos /Mifare/ICODE	-	-	✓	✓	✓	✓	-	-	-	-	-	-	BI-0086-0001-00
BoxID LED HF iClass Seos /Mifare/ICODE M12	-	-	✓	✓	✓	✓	-	-	-	-	✓	-	BI-0086-0101-00
BoxID LED HF iClass Seos /Mifare/ICODE Slot	-	-	✓	✓	✓	✓	-	-	-	-	-	✓	BI-0086-0009-00
BoxID LED HF iClass Seos /Mifare/ICODE Slot M12	-	-	✓	✓	✓	✓	-	-	-	-	✓	✓	BI-0086-0109-00
BoxID LED HF iClass Seos /Mifare/ICODE WiFi	-	-	✓	✓	✓	✓	-	-	-	✓	-	-	BI-0086-0005-00
BoxID LED HF iClass Seos /Mifare/ICODE WiFi M12	-	-	✓	✓	✓	✓	-	-	-	✓	✓	-	BI-0086-0105-00
BoxID LED HF iClass Seos /Mifare/ICODE WiFi Slot	-	-	✓	✓	✓	✓	-	-	-	✓	-	✓	BI-0086-000D-00
BoxID LED HF iClass Seos /Mifare/ICODE WiFi Slot M12	-	-	✓	✓	✓	✓	-	-	-	✓	✓	✓	BI-0086-010D-00
BoxID LED LEGIC	-	-	-	-	-	-	-	-	✓	-	-	-	BI-0100-0001-00
BoxID LED LEGIC M12	-	-	-	-	-	-	-	-	✓	-	✓	-	BI-0100-0101-00
BoxID LED LEGIC Slot	-	-	-	-	-	-	-	-	✓	-	-	✓	BI-0100-0009-00
BoxID LED LEGIC Slot M12	-	-	-	-	-	-	-	-	✓	-	✓	✓	BI-0100-0109-00
BoxID LED LEGIC WiFi	-	-	-	-	-	-	-	-	✓	✓	-	-	BI-0100-0005-00
BoxID LED LEGIC WiFi M2	-	-	-	-	-	-	-	-	✓	✓	✓	-	BI-0100-0105-00
BoxID LED LEGIC WiFi Slot	-	-	-	-	-	-	-	-	✓	✓	-	✓	BI-0100-000D-00
BoxID LED LEGIC WiFi Slot M12	-	-	-	-	-	-	-	-	✓	✓	✓	✓	BI-0100-010D-00

BoxID LCD

The BoxID LCD is an advanced identification reader that combines the durability of the BoxID series with the ability to communicate directly with the user. The device's text display allows for real-time messaging to the operator, which significantly enhances functionality in demanding manufacturing and logistics environments.



Application:

- **Access control and employee identification systems:**
  Precise management of access rights within the facility.
- **Forklift operation control:**
  Operator identification and monitoring of vehicle usage time.
- **Access authorization for industrial machinery:**
  Protection against unauthorized activation of equipment.
- **Public facility monitoring systems:**
  Monitoring of foot traffic in stadiums and exhibition halls.
- **Contactless payment systems:**
  Processing transactions in cafeterias and food service outlets.
- **Logistics systems:**
  Tracking the flow of goods and efficient warehouse management.
- **Time and attendance tracking (TAT):**
  Recording employee attendance with on-screen confirmation.



Features:

- **LCD display (4x20 characters):**
  Allows for full customization of messages and displays data related to the RFID tag presented.
- **Smartphone support:**
  Compatible with HF-enabled smartphones.
- **Extensive control:**
  Support for two relay outputs and control of two digital inputs.
- **Advanced logic:**
  Built-in Lua script interpreter for custom applications.
- **Communication and protocols:**
  Ethernet and Wi-Fi support (optional). Support for HTTP(S), MQTT(S), Modbus TCP, Modbus RTU, and SNTP.
- **Industrial integration:**
  Optional integration with PLCs (Siemens S7, Mitsubishi FX/Q) and an M12 connector for maximum environmental resistance.
- **Email notifications:**
  Real-time event notifications sent directly to your inbox.

Technical specifications

Power Supply	PoE: 33-57 V IEEE 802.3af	10–24 V DC via a 3.5 mm detachable connector	
Power Consumption	Maximum 2.5 W		
Transponders (depending on the version)	Unique EM4100, EM4102	HITAG 1/2/S	
	Mifare ® (Classic, Plus, DESFire)	ICODE® (ISO15693)	iClass/SE/Seos® PACS
Memory	5,000 tags, 100,000 incidents		
Inputs	Number of digital inputs: 2	Input type: dry contact, NO (normally open)	
Outputs	Number of outputs: 2	Output type: NO relay	Maximum load: 1 A at 30 V DC
Communication	10/100 Mbps Ethernet port, RJ45	Wi-Fi (optional)	Port RS485 (Modbus RTU)
Housing	Enclosure rating: IP65	Dimensions: 100 x 100 x 55.6 mm	
Operating Temperature	From -10 °C to +55 °C		

Version	RFID standard						Wi-Fi	Connector M12	Catalog number
	Unique	HITAG 1/2/S	Mifare®	ICODE	iClass® CSN	iClass/SE /Seos® PACS			
BoxID LCD LF	✓	✓	-	-	-	-	-	-	BI-0019-0003-00
BoxID LCD LF M12	✓	✓	-	-	-	-	-	✓	BI-0019-0103-00
BoxID LCD LF Wi-Fi	✓	✓	-	-	-	-	✓	-	BI-0019-0007-00
BoxID LCD LF Wi-Fi M12	✓	✓	-	-	-	-	✓	✓	BI-0019-0107-00
BoxID LCD HF	-	-	✓	✓	✓	-	-	-	BI-0046-0003-00
BoxID LCD HF M12	-	-	✓	✓	✓	-	-	✓	BI-0046-0103-00
BoxID LCD HF Wi-Fi	-	-	✓	✓	✓	-	✓	-	BI-0046-0007-00
BoxID LCD HF Wi-Fi M12	-	-	✓	✓	✓	-	✓	✓	BI-0046-0107-00
BoxID LCD HF iClass Seos /Mifare/ICODE	-	-	✓	✓	✓	✓	-	-	BI-0086-0003-00
BoxID LCD HF iClass Seos /Mifare/ICODE M12	-	-	✓	✓	✓	✓	-	✓	BI-0086-0103-00
BoxID LCD HF iClass Seos /Mifare/ICODE Wi-Fi	-	-	✓	✓	✓	✓	✓	-	BI-0086-0007-00
BoxID LCD HF iClass Seos /Mifare/ICODE Wi-Fi M12	-	-	✓	✓	✓	✓	✓	✓	BI-0086-0107-00

inveo

Clocker CL-10 | CL-20 | CL-30

Clocker is a specialized RFID reader designed for professional time and attendance and access control systems. Thanks to its built-in LCD display and variants with function buttons or a keypad, the device allows for precise identification of event types (e.g., business/personal entry), which significantly simplifies subsequent time tracking.



Application:

- **Access control and employee identification systems:**
  Management of access permissions to buildings and restricted areas.
- **Employee time tracking:**
  Precise attendance tracking, including the type of exit.
- **Public facility monitoring systems:**
  Monitoring of foot traffic in stadiums or exhibition halls.
- **Contactless payment systems:**
  Payment processing in cafeterias and service points.
- **Logistics and warehousing:**
  Tracking the flow of goods and managing warehouse inventory.



Features:

- **LCD display (4x20 characters):**
  Allows for the customization of messages and the display of data assigned to a specific RFID tag.
- **Functional variants:**
  - CL-20 version: Equipped with buttons for selecting the type of entry/exit (and an additional button for custom configuration, e.g., private).
  - CL-30 version: Equipped with a numeric keypad (card ID emulation) and event type selection.
- **Smartphone support:**
  Ability to use NFC-enabled phones as access cards (applies to the HF version).
- **Control and inputs:**
  Support for two relay outputs and control of two digital inputs.
- **Advanced logic:**
  Built-in Lua script interpreter for custom operating algorithms.
- **Communication:**
  Ethernet and Wi-Fi support (optional). Support for protocols: HTTP(S), MQTT(S), Modbus TCP, Modbus RTU, and SNTP.
- **Industrial integration:**
  Optional direct integration with PLCs (Siemens S7, Mitsubishi FX/Q).

Technical specifications

Power Supply	PoE: 33-57 V IEEE 802.3af	10-24 V DC przez złącze śrubowe 3,5 mm		
Power Consumption	Maksymalnie 2,5 W			
Transponders (depending on the version)	Unique EM4100, EM4102	ICODE® (ISO15693)	iClass/SE/Seos® PACS	HITAG 1/2/S
	Mifare ® (Classic, Plus, DESFire)			HID Prox
Memory	5000 tagów, 100 000 zdarzeń			
Inputs	Liczba wejść cyfrowych: 2	Typ wejścia: zwierne, NO		
Outputs	Liczba wyjść: 2	Typ wyjścia: przekaźnikowe NO	Maksymalne obciążenie: 1 A przy 30 V DC	
Communication	Port Ethernet 10/100 Mbps, RJ45	Wi-Fi (opcja)	Port RS485 (Modbus RTU)	
Housing	Klasa obudowy: IP30	Wymiary: 155,7 x 150,6 x 35,8 mm		
Operating Temperature	Od -10 °C do +55 °C			

Version	RFID Standard						Wi-Fi	Function keys	Keyboard	Catalog number
	Unique	HITAG 1/2/S	Mifare®	ICODE	iClas® CSN	iClass /SE/Seos® PACS				
Clocker CL-10 LF	✓	✓	-	-	-	-	-	-	-	CL-0001-0003-00
Clocker CL-10 LF Wi-Fi	✓	✓	-	-	-	-	✓	-	-	CL-0001-0007-00
Clocker CL-10 HF	-	-	✓	✓	✓	-		-	-	CL-0002-0003-00
Clocker CL-10 HF Wi-Fi	-	-	✓	✓	✓	-	✓	-	-	CL-0002-0007-00
Clocker CL-10 HF iClass SEOS/Mifare /ICODE	-	-	✓	✓	✓	✓	-	-	-	CL-0080-0003-00
Clocker CL-10 HF iClass SEOS/Mifare /ICODE Wi-Fi	-	-	✓	✓	✓	✓	✓	-	-	CL-0080-0007-00
Clocker CL-20 LF	✓	✓	-	-	-	-		✓	-	CL-0001-0043-00
Clocker CL-20 LF Wi-Fi	✓	✓	-	-	-	-	✓	✓	-	CL-0001-0047-00
Clocker CL-20 HF	-	-	✓	✓	✓	-		✓	-	CL-0002-0043-00
Clocker CL-20 HF Wi-Fi	-	-	✓	✓	✓	-	✓	✓	-	CL-0002-0047-00
Clocker CL-20 HF iClass SEOS/Mifare /ICODE	-	-	✓	✓	✓	✓	-	✓	-	CL-0080-0043-00
Clocker CL-20 HF iClass SEOS/Mifare /ICODE Wi-Fi	-	-	✓	✓	✓	✓	✓	✓	-	CL-0080-0047-00
Clocker CL-30 LF	✓	✓	-	-	-	-	-	-	✓	CL-0001-0083-00
Clocker CL-30 LF Wi-Fi	✓	✓	-	-	-	-	✓	-	✓	CL-0001-0087-00
Clocker CL-30 HF	-	-	✓	✓	✓	-		-	✓	CL-0002-0083-00
Clocker CL-30 HF Wi-Fi	-	-	✓	✓	✓	-	✓	-	✓	CL-0002-0087-00
Clocker CL-30 HF iClass SEOS/Mifare /ICODE	-	-	✓	✓	✓	✓	-	-	✓	CL-0080-0083-00
Clocker CL-30 HF iClass SEOS/Mifare /ICODE Wi-Fi	-	-	✓	✓	✓	✓	✓	-	✓	CL-0080-0087-00

IND LED

The Ind LED is a rugged RFID reader designed for use in demanding industrial and logistics environments. Thanks to its design and support for key communication protocols, the device is ideal for systems where reliability and clear visual feedback on operational status are top priorities.





Application:

- **Employee access control and identification systems:** Access management within facilities and offices.
- **Forklift control:** Operator authorization and vehicle usage monitoring.
- **Access authorization for industrial machinery:** Protection against unauthorized operation of the machinery fleet.
- **Public facility monitoring systems:** Access control at stadiums or exhibition halls.
- **Contactless payment systems:** Integration with billing systems in employee cafeterias.
- **Logistics systems:** Effective tracking of goods flow and inventory management.
- **Employee time tracking:** A basic tool for recording staff attendance.

Features:

- **SLOT Option:** A unique solution that allows the card to remain inside the reader while maintaining the device's full waterproofing—a feature designed for use with machinery.
- **Output Management:** Ability to control two relay outputs and monitor two digital inputs.
- **Configurable software:** A dedicated tool allowing you to adjust communication parameters and the device's response to presented RFID tags.
- **Indicators:** Clear LEDs indicating the device's status and the result of the authorization.
- **Extensive communication:** Support for HTTP, Modbus TCP, Modbus RTU, SNMP, and SNTP protocols.

Parametry techniczne

Power Supply	PoE: 33-57 V IEEE 802.3af (IND LED PoE)	Passive PoE 10-24 V DC (IND LED Passive PoE)	
	10–24 V DC via a 3.5 mm detachable connector		
Power Consumption	Maximum 2.5 W		
Transponders (depending on the version)	Unique EM4100, EM4102	HITAG 2	
	ICODE® (ISO15693)	Mifare ® (Classic, Plus (UID), DESFire (UID))	
Memory	1000 tags, 30 000 incidents		
Inputs	Number of digital inputs: 2	Input type: dry contact, NO (normally open)	
Outputs	Number of outputs: 2	Output type: NO relay	Maximum load: 1 A at 30 V DC
Communication	10 Mbps Ethernet port, RJ45	RS485 port (Modbus RTU)	
Housing	Enclosure rating: IP65	Dimensions: 100 x 100 x 55.6 mm (SLOT version: 100 x 100 x 70 mm)	
Operating Temperature	From -10 °C to +55 °C		

Version	RFID Standard					Power supply			Slot	Catalog number
	Unique	HITAG 2	Mifare®	ICODE	iClass ®CSN	PoE 802.3af	Passive PoE 10-24 V DC	10-24 V DC		
IND LED 125 kHz Uni	✓	-	-	-	-	-	✓	✓	-	I1-0001-0000-00
IND LED 125 kHz Uni PoE	✓	-	-	-	-	✓	-	✓	-	I1-0001-0001-00
IND LED 125 kHz Uni PoE Slot	✓	-	-	-	-	✓	-	✓	✓	I1-0001-0009-00
IND LED 125 kHz Uni Slot	✓	-	-	-	-	-	✓	✓	✓	I1-0001-0008-00
IND LED 125 kHz HT2	-	✓	-	-	-	-	✓	✓	-	I1-0010-0000-00
IND LED 125 kHz HT2 PoE	-	✓	-	-	-	✓	-	✓	-	I1-0010-0001-00
IND LED 125 kHz HT2 PoE Slot	-	✓	-	-	-	✓	-	✓	✓	I1-0010-0009-00
IND LED 125 kHz HT2 Slot	-	✓	-	-	-	-	✓	✓	✓	I1-0010-0008-00
IND LED 13,56 MHz Mif	-	-	✓	-	-	-	✓	✓	-	I1-0002-0000-00
IND LED 13,56 MHz Mif PoE	-	-	✓	-	-	✓	-	✓	-	I1-0002-0001-00
IND LED 13,56 MHz Mif PoE Slot	-	-	✓	-	-	✓	-	✓	✓	I1-0002-0009-00
IND LED 13,56 MHz Mif Slot	-	-	✓	-	-	-	✓	✓	✓	I1-0002-0008-00
IND LED 13,56 MHz ICO	-	-	-	✓	-	-	✓	✓	-	I1-0004-0000-00
IND LED 13,56 MHz ICO PoE	-	-	-	✓	-	✓	-	✓	-	I1-0004-0001-00
IND LED 13,56 MHz ICO PoE Slot	-	-	-	✓	-	✓	-	✓	✓	I1-0004-0009-00
IND LED 13,56 MHz ICO Slot	-	-	-	✓	-	-	✓	✓	✓	I1-0004-0008-00
IND LED 13,56 MHz ICLA	-	-	-	-	✓	-	✓	✓	-	I1-0040-0000-00
IND LED 13,56 Mhz ICLA PoE	-	-	-	-	✓	✓	-	✓	-	I1-0040-0001-00
IND LED 13,56 MHz ICLA PoE Slot	-	-	-	-	✓	✓	-	✓	✓	I1-0040-0009-00
IND LED 13,56 MHz ICLA Slot	-	-	-	-	✓	-	✓	✓	✓	I1-0040-0008-00

IND2 LED

The IND2 LED is a versatile, next-generation RFID reader, designed for use in demanding industrial environments. The device combines a rugged design with modern communication standards, such as HTTPS and MQTT, ensuring the highest level of data security in access control and machine automation systems.



Application:

- **Access control and employee identification systems:** Access rights management in buildings and industrial zones.
- **Machine access authorization:** Prevention of unauthorized operation of equipment.
- **Forklift operation control:** Monitoring of operators and vehicle operating time.
- **Time and attendance (TA):** Recording of employee arrivals and departures.



- **Logistics and warehousing:** Tracking of goods flow and inventory management.
- **Contactless payment systems:** Processing transactions in employee cafeterias.
- **Public facilities:** Controlling the flow of people in stadiums and exhibition halls.

Features:

- **Smartphone Support (NFC):** Ability to use NFC-enabled phones as access cards (optional).
- **Secure Communication**: Support for encrypted HTTP(S) and MQTT(S) protocols, as well as Modbus TCP, Modbus RTU, and SNTP.
- **SLOT option:** A special card slot that allows the card to remain in the reader while maintaining full security—an ideal solution for authorizing work on machines.
- **Flexible connectivity:** Standard Ethernet communication with an optional Wi-Fi module.
- **Control and monitoring:** Two built-in relay outputs and two digital inputs for controlling, for example, bolts, gates, or open sensors.
- **Wide power supply range:** Can be powered via PoE (IEEE 802.3af) or from an external 10–24 V DC source.

Technical specifications

Power Supply	PoE: 33–57 V IEEE 802.3af (IND2 LED PoE)		
	10–24 V DC via a 3.5 mm detachable connector		
Power Consumption	Maximum 2.5 W		
Transponders (depending on the version)	Unique EM4100, EM4102	HITAG 2	
	ICODE® (ISO15693)	Mifare ® (Classic, Plus (UID), DESFire (UID))	
Memory	5000 tags, 30 000 incidents		
Inputs	Number of digital inputs: 2	Input type: normally open (NO)	
Outputs	Number of outputs: 2	Output type: NO relay	Maximum load: 1 A at 30 V DC
Communication	10/100 Mbps Ethernet port, RJ45	Wi-Fi (optional)	Port RS485 (Modbus RTU)
Housing	Enclosure rating: IP65	Dimensions: 100 x 100 x 55.6 mm (SLOT version: 100 x 100 x 70 mm)	
Operating Temperature	From -10 °C to +55 °C		

Version	RFID Standard					Power supply		Wi-Fi	Slot	Catalog number
	Unique	HITAG 2	Mifare®	ICODE	iClass® CSN	PoE 802.3af	10-24 V DC			
IND2 LED 125 kHz Uni	✓	-	-	-	-	-	✓	-	-	I2-0001-0000-00
IND2 LED 125 kHz Uni PoE	✓	-	-	-	-	✓	✓	-	-	I2-0001-0001-00
IND2 LED 125 kHz Uni PoE Slot	✓	-	-	-	-	✓	✓	-	✓	I2-0001-0009-00
IND2 LED 125 kHz Uni Poe Wi-Fi	✓	-	-	-	-	✓	✓	✓	-	I2-0001-0005-00
IND2 LED 125 kHz Uni PoE Wi-Fi Slot	✓	-	-	-	-	✓	✓	✓	✓	I2-0001-000D-00
IND2 LED 125 kHz Uni Slot	✓	-	-	-	-	-	✓	-	✓	I2-0001-0008-00
IND2 LED 125 kHz Uni Wi-Fi	✓	-	-	-	-	-	✓	✓	-	I2-0001-0004-00
IND2 LED 125 kHz Uni Wi-Fi Slot	✓	-	-	-	-	-	✓	✓	✓	I2-0001-000C-00
IND2 LED 125 kHz HT2	-	✓	-	-	-	-	✓	-	-	I2-0010-0000-00
IND2 LED 125 kHz HT2 PoE	-	✓	-	-	-	✓	✓	-	-	I2-0010-0001-00
IND2 LED 125 kHz HT2 PoE Slot	-	✓	-	-	-	✓	✓	-	✓	I2-0010-0009-00
IND2 LED 125 kHz HT2 PoE Wi-Fi	-	✓	-	-	-	✓	✓	✓	-	I2-0010-0005-00
IND2 LED 125 kHz HT2 PoE Wi-Fi Slot	-	✓	-	-	-	✓	✓	✓	✓	I2-0010-000D-00
IND2 LED 125 kHz HT2 Slot	-	✓	-	-	-	-	✓	-	✓	I2-0010-0008-00
IND2 LED 125 kHz HT2 Wi-Fi	-	✓	-	-	-	-	✓	✓	-	I2-0010-0004-00
IND2 LED 125 kHz HT2 Wi-Fi Slot	-	✓	-	-	-	-	✓	✓	✓	I2-0010-000C-00
IND2 LED 13.56 MHz Mif	-	-	✓	-	-	-	✓	-	-	I2-0002-0000-00
IND2 LED 13.56 MHz Mif PoE	-	-	✓	-	-	✓	✓	-	-	I2-0002-0001-00
IND2 LED 13.56 MHz Mif PoE Slot	-	-	✓	-	-	✓	✓	-	✓	I2-0002-0009-00
IND2 LED 13.56 MHz Mif PoE Wi-Fi	-	-	✓	-	-	✓	✓	✓	-	I2-0002-0005-00
IND2 LED 13.56 MHz Mif PoE Wi-Fi Slot	-	-	✓	-	-	✓	✓	✓	✓	I2-0002-000D-00
IND2 LED 13.56 MHz Mif Slot	-	-	✓	-	-	-	✓	-	✓	I2-0002-0008-00
IND2 LED 13.56 MHz Mif Wi-Fi	-	-	✓	-	-	-	✓	✓	-	I2-0002-0004-00
IND2 LED 13.56 MHz Mif Wi-Fi Slot	-	-	✓	-	-	-	✓	✓	✓	I2-0002-000C-00

Version	RFID Standard					Power supply		Wi-Fi	Slot	Catalog number
	Unique	HITAG 2	Mifare®	ICODE	iClass® CSN	PoE 802.3af	10-24 V DC			
IND2 LED 13.56 MHz iCla	-	-	-	-	✓	-	✓	-	-	I2-0040-0000-00
IND2 LED 13.56 MHz iCla PoE	-	-	-	-	✓	✓	✓	-	-	I2-0040-0001-00
IND2 LED 13.56 MHz iCla PoE Slot	-	-	-	-	✓	✓	✓	-	✓	I2-0040-0009-00
IND2 LED 13.56 MHz iCla PoE Wi-Fi	-	-	-	-	✓	✓	✓	✓	-	I2-0040-0005-00
IND2 LED 13.56 MHz iCla PoE Wi-Fi Slot	-	-	-	-	✓	-	✓	✓	✓	I2-0040-000D-00
IND2 LED 13.56 MHz iCla Slot	-	-	-	-	✓	-	✓	-	✓	I2-0040-0008-00
IND2 LED 13.56 MHz iCla Wi-Fi	-	-	-	-	✓	-	✓	✓	-	I2-0040-0004-00
IND2 LED 13.56 MHz iCla Wi-Fi Slot	-	-	-	-	✓	-	✓	✓	✓	I2-0040-000C-00
IND2 LED 13.56 MHz ICO	-	-	-	✓	-	-	✓	-	-	I2-0004-0000-00
IND2 LED 13.56 MHz ICO PoE	-	-	-	✓	-	-	✓	-	-	I2-0004-0001-00
IND2 LED 13.56 MHz ICO PoE Slot	-	-	-	✓	-	-	✓	-	✓	I2-0004-0009-00
IND2 LED 13.56 MHz ICO PoE Wi-Fi	-	-	-	✓	-	-	✓	✓	-	I2-0004-0005-00
IND2 LED 13.56 MHz ICO PoE Wi-Fi Slot	-	-	-	✓	-	-	✓	✓	✓	I2-0004-000D-00
IND2 LED 13.56 MHz ICO Slot	-	-	-	✓	-	-	✓	-	✓	I2-0004-0008-00
IND2 LED 13.56 MHz ICO Wi-Fi	-	-	-	✓	-	-	✓	✓	-	I2-0004-0004-00
IND2 LED 13.56 MHz ICO Wi-Fi Slot	-	-	-	✓	-	-	✓	✓	✓	I2-0004-000C-00

IND LCD

The Ind LCD is a robust RFID reader designed for industrial applications, featuring an LCD display. The device enables two-way communication with the user, which, combined with its rugged housing, makes it an ideal solution for environments where the operator needs immediate confirmation of an action performed or text-based instructions.



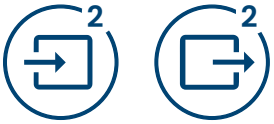

Application:

- **Employee access control and identification systems:**
  Management of access permissions in facilities and offices.
- **Forklift operation control:**
  Operator authorization and monitoring of vehicle operating time.
- **Access authorization for industrial machinery:**
  Protection against unauthorized use of production equipment.
- **Time and attendance tracking (TAT):**
  Recording employee attendance with feedback on the display.
- **Logistics and warehousing:**
  Tracking the flow of goods and managing inventory levels.
- **Contactless payment systems:**
  Processing payments in employee cafeterias.
- **Monitoring public facilities:**
  Access control at stadiums, exhibition halls, and other large-scale venues.

Features

- **LCD display (4x20 characters):**
  Allows for full customization of messages and the display of data directly related to the RFID tag presented.
- **Control and inputs:**
  Equipped with two relay outputs and two digital inputs for controlling actuators (bolts, gates) and sensors.
- **Dedicated software:**
  The configuration tool allows for precise adjustment of communication parameters and device behavior logic.
- **Wide protocol support:**
  Communication via HTTP, Modbus TCP, Modbus RTU, SNMP, and SNTP standards.

Technical specifications

Power Supply	PoE: 33-57 V IEEE 802.3af (IND LCD PoE)	Passive PoE 10-24 V DC (IND LCD Passive PoE)	
	10–24 V DC via a 3.5 mm detachable connector		
Power Consumption	Maximum 2.5 W		
Transponders (depending on the version)	Unique EM4100, EM4102	HITAG 2	
	ICODE® (ISO15693)	Mifare ® (Classic, Plus (UID), DESFire (UID))	iClass CSN
Memory	1000 tags, 30 000 incidents		
Inputs	Number of digital inputs: 2	Input type: dry contact, NO (normally open)	
Outputs	Number of outputs: 2	Output type: NO relay	Maximum load: 1 A at 30 V DC
Communication	10 Mbps Ethernet port, RJ45	Port RS485 (Modbus RTU)	
Housing	Enclosure rating: IP65	Dimensions: 100 x 100 x 55.6 mm	
Operating Temperature	From -10 °C to +55 °C		

Version	RFID Standard					Power Supply			Catalog number
	Unique	HITAG 2	Mifare®	ICODE	iClass® CSN	PoE 802.3af	Passive PoE 10-24 V DC	10-24 V DC	
IND LCD 125 kHz Uni	✓	-	-	-	-	-	✓	✓	I1-0001-0002-00
IND LCD 125 kHz Uni PoE	✓	-	-	-	-	✓	-	✓	I1-0001-0003-00
IND LCD 125 kHz HT2	-	✓	-	-	-	-	✓	✓	I1-0010-0002-00
IND LCD 125 kHz HT2 PoE	-	✓	-	-	-	✓	-	✓	I1-0010-0003-00
IND LCD 13,56 MHz Mif	-	-	✓	-	-	-	✓	✓	I1-0002-0002-00
IND LCD 13,56 MHz Mif PoE	-	-	✓	-	-	✓	-	✓	I1-0002-0003-00
IND LCD 13,56 MHz ICO	-	-	-	✓	-	-	✓	✓	I1-0004-0002-00
IND LCD 13,56 MHz ICO PoE	-	-	-	✓	-	✓	-	✓	I1-0004-0003-00
IND LCD 13,56 MHz ICLA	-	-	-	-	✓	-	✓	✓	I1-0040-0002-00
IND LCD 13,56 MHz ICLA PoE	-	-	-	-	✓	✓	-	✓	I1-0040-0003-00

IND 2 LCD

The IND2 LCD is a rugged device designed for personnel identification and access control, built to withstand harsh environments (such as factories or warehouses). The reader not only recognizes proximity cards, but also features a built-in screen that displays clear messages for employees (e.g., greetings or instructions). It is an easy-to-use yet highly secure solution that can be connected to a network via cable or wirelessly (Wi-Fi).



Application:

- **Access control and identification:**
  Managing who has access to specific rooms in an office or facility.
- **Machine and forklift operation:**
  Preventing machines from being started by unauthorized personnel.
- **Electronic time clock:**
  Easily recording the start and end times of employees' work shifts.
- **Warehouse and logistics:**
  Tracking the movement of goods and managing warehouse access.
- **Cafeteria payments:**
  Ability to pay for meals using an employee ID card.
- **Public facilities:**
  Ticket or entry control at stadiums and exhibition halls.



Features:

- **Text display:**
  A screen that can display any information, such as an employee's name or operating instructions.
- **Phone access instead of a card:**
  The ability to open doors or log in using a smartphone with NFC functionality (optional).
- **Wireless connectivity:**
  The ability to connect the device to a network via Wi-Fi, which facilitates installation in locations where cabling is difficult.
- **Control of locks and turnstiles:**
  The device has outputs that can directly open electric door locks or turnstiles.
- **Data security:**
  A high standard of protection for transmitted information, safeguarding against interception.

Technical specifications

Power Supply	PoE: 33-57 V IEEE 802.3af (IND2 LCD PoE)		
	10–24 V DC via a 3.5 mm detachable connector		
Power Consumption	Maximum 2.5 W		
Transponders (depending on the version)	Unique EM4100, EM4102	HITAG 2	
	ICODE® (ISO15693)	Mifare® (Classic, Plus (UID), DESFire (UID))	iClass CSN
Memory	5000 tags, 100 000 incidents		
Inputs	Number of digital inputs: 2	Input type: dry contact, NO (normally open)	
Outputs	Number of outputs: 2	Output type: NO relay	Maximum load: 1 A at 30 V DC
Communication	10/100 Mbps Ethernet port, RJ45	Wi-Fi (optional)	Port RS485 (Modbus RTU)
Housing	Enclosure rating: IP65	Dimensions: 100 x 100 x 55.6 mm	
Operating Temperature	From -10 °C to +55 °C		

Version	RFID Standard					Power Supply		Wi-Fi	Catalog number
	Unique	HITAG 2	Mifare®	ICODE	iClass® CSN	PoE 802.3af	10-24 V DC		
IND2 LCD 125 kHz Uni	✓	-	-	-	-	-	✓	-	I2-0001-0002-00
IND2 LCD 125 kHz Uni PoE	✓	-	-	-	-	✓	✓	-	I2-0001-0003-00
IND2 LCD 125 kHz Uni Wi-Fi	✓	-	-	-	-	-	✓	✓	I2-0001-0006-00
IND2 LCD 125 kHz Uni PoE Wi-Fi	✓	-	-	-	-	✓	✓	✓	I2-0001-0007-00
IND2 LCD 125 kHz HT2	-	✓	-	-	-	-	✓	-	I2-0010-0002-00
IND2 LCD 125 kHz HT2 PoE	-	✓	-	-	-	✓	✓	-	I2-0010-0003-00
IND2 LCD 125 kHz HT2 Wi-Fi	-	✓	-	-	-	-	✓	✓	I2-0010-0006-00
IND2 LCD 125 kHz HT2 PoE Wi-Fi	-	✓	-	-	-	✓	✓	✓	I2-0010-0007-00
IND2 LCD 13,56 MHz Mif	-	-	✓	-	-	-	✓	-	I2-0002-0002-00
IND2 LCD 13,56 MHz Mif PoE	-	-	✓	-	-	✓	✓	-	I2-0002-0003-00
IND2 LCD 13,56 MHz Mif Wi-Fi	-	-	✓	-	-	-	✓	✓	I2-0002-0006-00
IND2 LCD 13,56 MHz Mif PoE Wi-Fi	-	-	✓	-	-	✓	✓	✓	I2-0002-0007-00
IND2 LCD 13,56 MHz ICO	-	-	-	✓	-	-	✓	-	I2-0004-0002-00
IND2 LCD 13,56 MHz ICO PoE	-	-	-	✓	-	✓	✓	-	I2-0004-0003-00
IND2 LCD 13,56 MHz ICO Wi-Fi	-	-	-	✓	-	-	✓	✓	I2-0004-0006-00
IND2 LCD 13,56 MHz ICO PoE Wi-Fi	-	-	-	✓	-	✓	✓	✓	I2-0004-0007-00
IND2 LCD 13,56 MHz ICLA	-	-	-	-	✓	-	✓	-	I2-0040-0002-00
IND2 LCD 13,56 MHz ICLA PoE	-	-	-	-	✓	✓	✓	-	I2-0040-0003-00
IND2 LCD 13,56 MHz ICLA Wi-Fi	-	-	-	-	✓	-	✓	✓	I2-0040-0006-00
IND2 LCD 13,56 MHz ICLA PoE Wi-Fi	-	-	-	-	✓	✓	✓	✓	I2-0040-0007-00

RCP

RCP | RCP with function keys | RCP with a keyboard

The RCP reader is a specialized device designed for efficient employee attendance management and access control. Thanks to its built-in screen and function buttons, the device not only identifies individuals, but also determines the purpose of their visit (e.g., business or personal). It is an ideal solution for educational institutions, offices, and industrial facilities.



Application:

- **Time and Attendance Tracking:**
  Precise recording of the exact time work begins and ends.
- **Access Control and Identification:**
  Managing employee access to specific areas within a building.
- **Public and educational facilities:**
  Monitoring attendance at stadiums, exhibition halls, and preschools.
- **Cashless payments:**
  Support for payment systems in cafeterias and dining halls.
- **Logistics:**
  Tracking the movement of goods and managing access to warehouses.

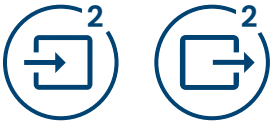

Features:

- **Interactive display:**
  The LCD screen allows for the display of personalized greetings, system messages, or data assigned to a specific card.
- **Function buttons:**
  The version with buttons allows employees to manually select the type of event (e.g., "Work entry," "Personal exit"), which significantly simplifies subsequent time tracking by the HR department.
- **Lock and gate control:**
  The device has two relay outputs that can be used to open doors, gates, or turnstiles.
- **Input monitoring:**
  Two additional digital inputs allow for the connection of e.g., door-opening sensors (reed switches).
- **Network communication:**
  Support for popular data transmission standards, allowing for easy integration with existing IT systems in the company.

Parametry techniczne

Power Supply	PoE: 33-57 V IEEE 802.3af (RCP PoE)	Passive PoE 10-24 V DC (RCP Passive PoE)	
	10–24 V DC via a 3.5 mm screw connector		
Power Consumption	Maximum 2.5 W		
Transponders (depending on the version)	Unique EM4100, EM4102	Mifare ® (Classic, Plus (UID), DESFire (UID))	
Memory	1000 tags, 30 000 incidents		
Inputs	Number of digital inputs: 2	Input type: dry contact, NO (normally open)	
Outputs	Number of outputs: 2	Output type: NO relay	Maximum load: 1 A at 30 V DC
Communication	10 Mbps Ethernet port, RJ45	Port RS485 (Modbus RTU)	
Housing	Enclosure rating: IP30 (RCP with keypad: IP65)	Wymiary: 155,7 x 150,6 x 35,8 mm (RCP z klawiaturą: 150 x 100 x 55,6 mm)	
Operating Temperature	From -10 °C to +55 °C		

Version	RFID Standard		Power Supply			Function keys	Keyboard	Catalog number
	Unique	Mifare®	PoE 802.3af	Passive PoE 10-24 V DC	DC 10-24 V			
RCP 125 kHz	✓	-	-	✓	✓	-	-	RC-0001-0002-00
RCP 125 kHz function keys	✓	-	-	✓	✓	✓	-	RC-0001-0042-00
RCP 125 kHz PoE	✓	-	✓	-	✓	-	-	RC-0001-0003-00
RCP 125 kHz PoE function keys	✓	-	✓	-	✓	✓	-	RC-0001-0043-00
RCP 13,56 MHz	-	✓		✓	✓	-	-	RC-0002-0002-00
RCP 13,56 MHz function keys	-	✓	-	✓	✓	✓	-	RC-0002-0042-00
RCP 13,56 MHz PoE	-	✓	✓	-	✓	-	-	RC-0002-0003-00
RCP 13,56 MHz PoE function keys	-	✓	✓	-	✓	✓	-	RC-0002-0043-00
RCP 125 kHz with a keyboard	✓	-	-	✓	✓	-	✓	RC-0001-0082-00
RCP 125 kHz with PoE keyboard	✓	-	✓	-	✓	-	✓	RC-0001-0083-00
RCP 13,56 MHz with a keyboard	-	✓	-	✓	✓	-	✓	RC-0002-0082-00
RCP 13,56 MHz with PoE keyboard	-	✓	✓	-	✓	-	✓	RC-0002-0083-00

RCP2

RCP2 | RCP2 with function keys

The RCP2 reader is a specialized device designed for efficient employee attendance management and access control. Thanks to its built-in screen and function buttons, the device not only identifies individuals but also determines the purpose of their visit (e.g., business or personal). It is an ideal solution for educational institutions, offices, and industrial facilities.



Application:

- **Electronic attendance tracking:**
  Accurate recording of employee arrivals and departures.
- **Access control**:
  Managing who can enter specific areas of an office or facility and when.
- **Public venue management:**
  Monitoring foot traffic at stadiums or exhibition halls.
- **Warehouse management:**
  Tracking the flow of goods and identifying logistics personnel.
- **Cafeteria payments:**
  Contactless meal billing using employee ID cards.



Features:

- **Phone instead of a card:**
  The ability to use a smartphone with NFC functionality as a personal access key.
- **Clear communication:**
  The LCD display can show personalized greetings, instructions, or information specific to an individual.
- **Function buttons:**
  The device features buttons that allow an employee to indicate whether they are leaving for business or personal reasons. This simplifies time tracking for HR.
- **Lock control:**
  Ability to directly connect to and open two sets of doors, gates, or barriers.
- **Wireless connectivity (Wi-Fi):**
  In addition to a standard cable, the device can connect to the network wirelessly (optional), which simplifies installation.
- **High security:**
  Supports secure, encrypted connections that protect data from unauthorized access.

Technical specifications

Power Supply	PoE: 33-57V IEEE 802.3af		
	10–24 V DC via a 3.5 mm screw connector		
Power Consumption	Maximum 2.5 W	HITAG 2	
Transponders (depending on the version)	ICODE® (ISO15693)	Mifare ® (Classic, Plus (UID), DESFire (UID))	
Memory	5000 tags, 30 000 incidents		
Inputs	Number of digital inputs: 2	Input type: dry contact, NO (normally open)	
Outputs	Number of outputs: 2	Output type: NO relay	Maximum load: 1 A at 30 V DC
Communication	10 Mbps Ethernet port, RJ45	Port RS485 (Modbus RTU)	Wi-Fi (optional)
Housing	Enclosure rating: IP30	Dimensions: 155.7 x 150.6 x 35.8 mm	
Operating Temperature	From -10 °C to +55 °C		

Version	RFID Standard				Power Supply		Wi-Fi	Function keys	Catalog number
	Unique	HITAG 2	Mifare®	ICODE	PoE 802.3af	10-24 V DC			
RCP2 125kHz Uni	✓	-	-	-	-	✓	-	-	RC2-0001-0000-00
RCP2 125kHz Uni function keys	✓	-	-	-	-	✓	-	✓	RC2-0001-0040-00
RCP2 125kHz Uni PoE	✓	-	-	-	✓	✓	-	-	RC2-0001-0001-00
RCP2 125kHz Uni PoE function keys	✓	-	-	-	✓	✓	-	✓	RC2-0001-0041-00
RCP2 125kHz Uni PoE Wi-Fi	✓	-	-	-	✓	✓	✓	-	RC2-0001-0005-00
RCP2 125kHz Uni PoE Wi-Fi function keys	✓	-	-	-	✓	✓	✓	✓	RC2-0001-0045-00
RCP2 125kHz Uni Wi-Fi	✓	-	-	-	-	✓	✓	-	RC2-0001-0004-00
RCP2 125kHz Uni Wi-Fi function keys	✓	-	-	-	-	✓	✓	✓	RC2-0001-0044-00
RCP2 125kHz HT2	-	✓	-	-	-	✓	-	-	RC2-0010-0000-00
RCP2 125kHz HT2 function keys	-	✓	-	-	-	✓	-	✓	RC2-0010-0040-00
RCP2 125kHz HT2 PoE	-	✓	-	-	✓	✓	-	-	RC2-0010-0001-00
RCP2 125kHz HT2 PoE function keys	-	✓	-	-	✓	✓	-	✓	RC2-0010-0041-00
RCP2 125kHz HT2 PoE Wi-Fi	-	✓	-	-	✓	✓	✓	-	RC2-0010-0005-00
RCP2 125kHz HT2 PoE Wi-Fi function keys	-	✓	-	-	✓	✓	✓	✓	RC2-0010-0045-00

Version	RFID standard				Power Supply		Wi-Fi	Function keys	Catalog number
	Unique	HITAG 2	Mifare®	ICODE	PoE 802.3af	10-24 V DC			
RCP2 125kHz HT2 Wi-Fi	-	✓	-	-	-	✓	✓	-	RC2-0010-0004-00
RCP2 125kHz HT2 Wi-Fi function keys	-	✓	-	-	-	✓	✓	✓	RC2-0010-0044-00
RCP2 13.56MHz Mif	-	-	✓	-	-	✓	-	-	RC2-0002-0000-00
RCP2 13.56MHz Mif function keys	-	-	✓	-	-	✓	-	✓	RC2-0002-0040-00
RCP2 13.56MHz Mif PoE	-	-	✓	-	✓	✓	-	-	RC2-0002-0001-00
RCP2 13.56MHz Mif PoE function keys	-	-	✓	-	✓	✓	-	✓	RC2-0002-0041-00
RCP2 13.56MHz Mif PoE Wi-Fi	-	-	✓	-	✓	✓	✓	-	RC2-0002-0005-00
RCP2 13.56MHz Mif PoE Wi-Fi function keys	-	-	✓	-	✓	✓	✓	✓	RC2-0002-0045-00
RCP2 13.56MHz Mif Wi-Fi	-	-	✓	-	-	✓	✓	-	RC2-0002-0004-00
RCP2 13.56MHz Mif Wi-Fi function keys	-	-	✓	-	-	✓	✓	✓	RC2-0002-0044-00
RCP2 13.56MHz ICO	-	-	-	✓	-	✓	-	-	RC2-0004-0000-00
RCP2 13.56MHz ICO function keys	-	-	-	✓	-	✓	-	✓	RC2-0004-0040-00
RCP2 13.56MHz ICO PoE	-	-	-	✓	✓	✓	-	-	RC2-0004-0001-00
RCP2 13.56MHz ICO PoE function keys	-	-	-	✓	✓	✓	-	✓	RC2-0004-0041-00
RCP2 13.56MHz ICO PoE Wi-Fi	-	-	-	✓	✓	✓	✓	-	RC2-0004-0005-00
RCP2 13.56MHz ICO PoE Wi-Fi function keys	-	-	-	✓	✓	✓	✓	✓	RC2-0004-0045-00
RCP2 13.56MHz ICO Wi-Fi	-	-	-	✓	-	✓	✓	-	RC2-0004-0004-00
RCP2 13.56MHz ICO Wi-Fi function keys	-	-	-	✓	-	✓	✓	✓	RC2-0004-0044-00

TAB

The TAB reader is a specialized version of an identification device, designed for a sleek and durable installation inside control panels, control consoles, or machine enclosures. Thanks to its design, the device "flushes" with the panel surface, making it the ideal solution for machine manufacturers and companies that prioritize ergonomics and the appearance of workstations.



Application:

- **Machine access authorization:**
  Preventing control panels from being activated by unauthorized persons.
- **Forklift operation control:**
  Integration of a reader directly into the vehicle's dashboard.
- **Access control systems:**
  Employee identification at entrances to restricted areas.
- **Time and attendance tracking (TAT):**
  Simple tracking of staff attendance using proximity cards.
- **Logistics and warehousing:**
  Access management for logistics terminals and tracking of goods movement.
- **Cashless payments:**
  Payment processing at vending machines or cafeterias
  (installation inside the machine housing).

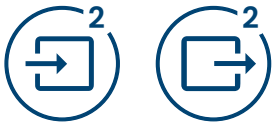

Features:

- **Panel mounting:**
  A special housing allows for a clean and professional installation in control panel cutouts.
- **Full output control:**
  The device has two outputs that can be used to open locks, gates, or power on machinery.
- **Input monitoring:**
  Two additional inputs allow for the connection of e.g., external buttons or safety sensors.
- **Customization:**
  Dedicated software makes it easy to configure how the reader should respond
  to a specific card (e.g., what sound signal to emit or which door to open).
- **Support for network standards:**
  The device communicates efficiently with other systems in the company
  (e.g., servers or PLC controllers).

Technical specifications

Power Supply	PoE: 33-57 V IEEE 802.3af (RFID TAB PoE)	Passive PoE 10-24 V DC (RFID TAB Passive PoE)	
	10–24 V DC via a 3.5 mm detachable connector		
Power Consumption	Maximum 2.5 W		
Transponders (depending on the version)	Unique EM4100, EM4102	HITAG 2	
	ICODE® (ISO15693)	Mifare ® (Classic, Plus (UID), DESFire (UID))	iClass CSN
Memory	1000 tags, 30 000 incidents		
Inputs	Number of digital inputs: 2	Input type: dry contact, NO (normally open)	
Outputs	Number of outputs: 2	Output type: NO relay	Maximum load: 1 A at 30 V DC
Communication	10 Mbps Ethernet port, RJ45	Port RS485 (Modbus RTU)	
Housing	Enclosure rating: IP40	Dimensions: 72 x 72 x 75 mm	
Operating Temperature	From -10 °C to +55 °C		

Version	RFID Standard					Power Supply			Catalog number
	Unique	HITAG 2	Mifare®	ICODE	iClass® CSN	PoE 802.3af	Passive PoE 10-24 V DC	10-24 V DC	
RFID TAB 125 kHz Uni	✓	-	-	-	-	-	✓	✓	TA-0001-0000-00
RFID TAB 125 kHz Uni PoE	✓	-	-	-	-	✓	-	✓	TA-0001-0001-00
RFID TAB 125 kHz HT2	-	✓	-	-	-	-	✓	✓	TA-0010-0000-00
RFID TAB 125 kHz HT2 PoE	-	✓	-	-	-	✓	-	✓	TA-0010-0001-00
RFID TAB 13,56 MHz ICO	-	-	-	✓	-	-	✓	✓	TA-0004-0000-00
RFID TAB 13,56 MHz ICO PoE	-	-	-	✓	-	✓	-	✓	TA-0004-0001-00
RFID TAB 13,56 MHz Mif	-	-	✓	-	-	-	✓	✓	TA-0002-0000-00
RFID TAB 13,56 MHz Mif PoE	-	-	✓	-	-	✓	-	✓	TA-0002-0001-00
RFID TAB 13,56 MHz ICLA	-	-	-	-	✓	-	✓	✓	TA-0040-0000-00
RFID TAB 13,56 MHz ICLA PoE	-	-	-	-	✓	✓	-	✓	TA-0040-0001-00

IND Modbus

The IND Modbus is a robust proximity card reader designed to work directly with automation systems and machine controllers. Unlike standard network readers, this model communicates using the industry-standard Modbus RTU protocol. This allows it to be easily connected to control panels and industrial computers, creating a secure authorization system directly at the device.



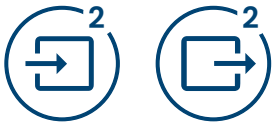

Application:

- **Machine Authorization:**
  Preventing unauthorized personnel from starting equipment (capability for continuous operation with a card inserted).
- **Forklift Operation:**
  Driver identification and vehicle access control.
- **Integration with automation systems:**
  Interoperability with controllers managing production lines.
- **Access control and time and attendance:**
  Employee attendance tracking in locations where the infrastructure is based on the RS485 standard.
- **Logistics and warehousing:**
  Tracking of goods movement and access to logistics terminals.
  Payment systems: Support for contactless transactions in cafeterias.

Features:

- **Industrial communication (RS485):**
  Uses the Modbus RTU protocol, allowing for easy connection to multiple control devices (so-called “Masters”).
- **SLOT option:**
  A special card slot. The card can be left there during operation (e.g., to keep the machine running), and the reader remains sealed and resistant to dust and moisture.
- **Card programming (Mifare):**
  The device allows not only for reading but also for writing data to Mifare-standard cards.
- **External device management:**
  It has two outputs (relays) for controlling, for example, a machine lock and two inputs for connecting sensors.
- **Easy configuration:**
  Dedicated software allows you to quickly set the reader’s behavior when a card is presented.

Technical specifications

Power Supply	10–24 V DC via a 3.5 mm detachable connector		USB B: 5 V DC (for configuration)
Power Consumption	Maximum 0.5 W		
Transponders (depending on the version)	Unique EM4100, EM4102		HITAG 2
	Mifare ® (Classic, Plus (UID), DESFire (UID))		
Inputs	Number of digital inputs: 2		Input type: dry contact, NO (normally open)
Outputs	Number of outputs: 2	Output type: NO relay	Maximum load: 1 A at 30 V DC
Communication	RS485 port (Modbus RTU)		USB-B port for configuration
Housing	Enclosure rating: IP65	Dimensions: 100 x 100 x 55.6 mm (SLOT version: 100 x 100 x 70 mm)	
Operating Temperature	From -10 °C to +55 °C		

Version	RFID Standard			Slot	Catalog number
	Unique	HITAG 2	Mifare®		
IND Modbus 125 kHz Uni	✓	-	-	-	I1-0001-0200-00
IND Modbus 125 kHz Uni Slot	✓	-	-	✓	I1-0001-0208-00
IND Modbus 125 kHz Mif	-	-	✓	-	I1-0002-0200-00
IND Modbus 125 kHz Mif Slot	-	-	✓	✓	I1-0002-0208-00
IND Modbus 125 kHz HT2	-	✓	-	-	I1-0010-0200-00
IND Modbus 125 kHz HT2 Slot	-	✓	-	✓	I1-0010-0208-00

Nano RFID

Nano RFID | Nano RFID PoE

The Nano RFID series consists of miniature card readers that are ideal for applications where installation space is limited. Despite their small size, they are fully functional network devices that enable rapid identification of people and objects. The PoE version is additionally equipped with control elements, allowing it to function as a standalone door or machine controller.



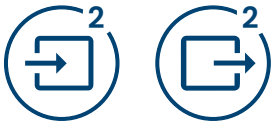

Application:

- **Discreet access control:**
  Ideal for installation on office doors, employee lockers, or inside the enclosures of other devices.
- **Authorization at machines:**
  Securing smaller machines and industrial equipment against unauthorized use.
- **Identification on forklifts:**
  Compact dimensions facilitate installation in the cabs of vehicles with limited space.
- **Electronic time and attendance system (RCP):**
  A fast and cost-effective solution for recording working hours in smaller teams.
- **Warehouse and logistics:**
  Tracking of goods and employee authorization at resource dispensing points.
- **Payments and public facilities:**
  Stadium entry management and contactless payments in cafeterias.

Features:

- **Compact size:**
  The smallest reader in our lineup, which fits almost anywhere.
- **Device control (PoE version):**
  Ability to directly control a single lock (relay output) and connect a sensor, e.g., for door opening (digital input).
- **Support for the Unique 125 kHz standard:**
  Compatible with the most popular proximity cards and key fobs.
- **Modern communication:**
  The reader sends data directly to a server or computer using popular network standards.
- **Easy integration:**
  Thanks to support for multiple protocols, the device can be easily connected to existing software in the company.

Technical specifications

Power Supply	**Nano RFID**	Passive PoE 10–24 V DC, via a PoE adapter	
	Nano RFID PoE	PoE: 33-57V IEEE 802.3af	DC: 10–24 V DC (3.5 mm detachable connector)
Power Consumption	Maximum 1.5 W		
Transponders	Unique EM4100, EM4102		
Inputs (Nano RFID PoE)	Number of entries: 1	Input type: dry contact, NO (normally open)	
Outputs (Nano RFID PoE)	Number of outputs: 1	Output type: NO relay	Maximum current: 1 A at 30 V DC
Communication	Port Ethernet 10 Mbps, RJ45		
Housing	**Nano RFID**	Dimensions (L/W/H): 50 x 66.3 x 20 mm	Enclosure rating: IP30
	Nano RFID PoE	Dimensions (L/W/H): 50.1 x 74.6 x 27 mm	
Operating Temperature	From -10 °C to +55 °C		

Version	Passive PoE 10-24 V DC	PoE 802.3af	DC 10-24 V	Catalog number
Nano RFID	✓	-	-	NR-0001-0000-00
Nano RFID PoE	-	✓	✓	NR-0001-0001-00

FlateC

Flatec is a desktop RFID reader that connects directly to a computer via a USB port. Its main purpose is to simplify work in situations where a card number needs to be quickly entered into a system—without manual transcription. The device functions like a keyboard: when a card is brought close, its number automatically appears at the cursor's location in any program (e.g., Excel, Notepad, or an HR system).



Application:

- **Loyalty programs:**
  Quick customer identification in stores, salons, or fitness clubs.
- **Point-of-sale systems:**
  Authorizing sales staff or logging into workstations using a card.
- **Time tracking:**
  Entering employee data into the system in the office or HR department.
- **Card programming and issuance:**
  Verifying and assigning new cards to users in the database.

Features:

- **USB Connection:**
  No additional power supply is required—simply connect it to a computer, laptop, or phone.
- **Two operating modes:**
  - Keyboard mode (HID): The reader "enters" the card number directly into the selected field on the screen.
  - Serial port mode (CDC): Designed for developers and advanced IT systems.
- **Full customization:**
  The user can decide how the read code should appear (e.g., add an automatic "Enter" after the number, change the order of digits, or add special characters at the beginning).
- **Versatility:**
  Supports many different types of RFID cards and tags, allowing it to be adapted to the company's existing identification systems.

Technical specifications

Power Supply	5 V DC (device powered by a computer's USB port)			
Transponders (depending on the version)	Unique EM4100, EM4102	ICODE® (ISO15693)	iClass (CSN)	HITAG 1/2/S
	Mifare ® (Classic, Plus (UID), DESFire (UID))			HID Prox
Supported protocols	HID - keyboard	CDC		
Communication	USB Type-C port			
Operating Temperature	From -10 °C to +55 °C			

Version	RFID Standard						Catalog number
	Unique	HITAG	HID	Mifare®	ICODE	iClass® CSN	
FlateC 125 kHz Uni	✓	-	-	-	-	-	FL-0001-0000-00
FlateC 125 kHz HID	-	-	✓	-	-	-	FL-0020-0000-00
FlateC 125 kHz HT1	-	1/S	-	-	-	-	FL-0008-0000-00
FlateC 125 kHz HT2	-	2	-	-	-	-	FL-0010-0000-00
FlateC 13,56 MHz iCla	-	-	-	-	-	✓	FL-0040-0000-00
FlateC 13,56 MHz ICO	-	-	-	-	✓	-	FL-0004-0000-00
FlateC 13,56 MHz Mif	-	-	-	✓	-	-	FL-0002-0000-00

ID Card scanner

This compact, plug-and-play device allows employees or customers to sign documents with a personal digital signature in a simple and secure manner. It is designed for quickly reading ID cards with an electronic layer.



Application:

- **Authentication in e-services:** Fast and secure login to corporate systems and government portals.
- **Electronic attendance tracking:** Verification of customer identity.
- **Digital document workflow:** Instantly sign agreements, contracts, and declarations without having to print them.

Features:

- **Full mobility (USB-C):** Seamless compatibility with modern laptops, tablets, and smartphones.
- **Easy to use:** The device does not require any complicated setup—it's ready to use as soon as you plug it in.

Technical specifications

Power Supply	5 V DC (device powered by a computer's USB port)
Reading standard	ISO/IEC 14443
Communication	USB Type-C port
Operating Temperature	From -10 °C to +55 °C

Version	Catalog number
ID Card Scanner	FL-0002-8000-00

USB DESK

USB Desk is a compact device that allows you to instantly read contactless cards directly on your computer. It is the perfect solution for offices, customer service centers, and reception desks. The device is extremely easy to use — simply plug it into a USB port, and when a card is held close to it, its number is automatically sent to the system, eliminating the need to manually enter long strings of numbers.



Application:

- **Loyalty programs:**
  Quick customer check-in and point accrual at points of sale.
- **Point-of-sale systems:**
  Staff authorization and secure access to cash registers.
- **Time and attendance tracking:**
  Onboarding new employees and tracking attendance at workstations.
- **RFID card management:**
  Efficient programming of new tags and verification of card ID numbers.

Features:

- **USB Convenience:**
  The device draws power and transfers data via a single USB cable connected to the computer.
- **Three operating modes:**
  - Keyboard mode (HID): The card number appears where the mouse cursor is currently located (e.g., in Excel or a web form).
  - Virtual Serial Port (CDC): For professional technical software.
  - WebUSB API: A modern feature allowing direct communication between the reader and applications running in a web browser.
- **Full format control:**
  You can precisely configure how the read number should appear—e.g., add an automatic "Enter" character,
- truncate the code, or add your own prefix at the beginning of the number.
- **Wide compatibility:**
  Supports many different card and key fob standards available on the market.

Technical specifications

Power Supply	5 V DC (device powered by a computer's USB port)			
Transponders (depending on the version)	Unique EM4100, EM4102	ICODE® (ISO15693)	iClass® (CSN only)	HITAG 1/2/S
	Mifare ® (Classic, Plus (UID), DESFire (UID))			
Supported protocols	HID - keyboard	CDC	WebUSB API	
Communication	USB Type-B port			
Operating Temperature	From -10 °C to +55 °C			

Version	RFID Standard						Catalog number
	Unique	HITAG	HID	Mifare®	ICODE	iClass® CSN	
USB Desk 125 kHz Uni	✓	-	-	-	-	-	DE-0001-0000-00
USB Desk 125 kHz HID	-	-	✓	-	-	-	DE-0020-0000-00
USB Desk 125 kHz HT1	-	1/S	-	-	-	-	DE-0008-0000-00
USB Desk 125 kHz HT2	-	2	-	-	-	-	DE-0010-0000-00
USB Desk 13,56 MHz iCla	-	-	-	-	-	✓	DE-0040-0000-00
USB Desk 13,56 MHz ICO	-	-	-	-	✓	-	DE-0004-0000-00
USB Desk 13,56 MHz Mif	-	-	-	✓	-	-	DE-0002-0000-00

USB DESK NFC

This versatile desktop device is designed for quickly reading UID numbers from smartphones, as well as tags and cards compliant with NFC and Mifare standards. It operates in "plug-and-play" mode, transmitting data directly to a computer or mobile devices via a USB port. Thanks to advanced configuration options, the reader can be perfectly adapted to the company's existing software without the need to develop dedicated applications.



Application:

- **Login and security:**
  Instant access to IT systems using a smartphone and securing employee lockers or changing room lockers.
- **Identification and loyalty programs:**
  Efficient customer service at checkout counters, registration of participants for training sessions, and management of parking lot entry.
- **Asset Management:**
  Quick and accurate inventory of tools, company equipment, and merchandise.

Features:

- **Versatile reading capabilities:**
  Supports NFC-enabled smartphones as well as traditional Mifare tags and cards, allowing you to conveniently use your phone as an ID badge.
- **Dedicated app:**
  Fully compatible with the Inveo NFC iTAG app for Android and iOS, facilitating integration and everyday use.
- **Wide flexibility (Operating modes):**
  The device can operate as a keyboard emulation (HID), a virtual serial port (CDC), or via the modern WebUSB API.
- **Full data customization:**
  The ability to precisely define the code format—setting prefixes, suffixes, read speed, or bit inversion—ensuring the reader adapts to any application.

Technical specifications

Power supply	5 V DC (device powered by a computer's USB port)		
Transponders	NFC		Mifare® (UID)
Supported protocols	HID - keyboard	CDC	WebUSB API
Communication	USB Type-B port		
Operating temperature	From -10 °C to +55 °C		

Version	Catalog number
USB Desk NFC	DE-0002-2000-00

USB Pocket

USB Pocket is a miniature card reader the size of a USB flash drive that offers all the functionality of larger models in a compact form factor. It's the perfect, discreet tool for people on the go, which immediately reads contactless cards when connected to a computer without the need to install drivers.



Application:

- **Point-of-sale systems and mobile POS terminals:**
  Employee login in environments where every inch of space counts.
- **Loyalty programs:**
  Quickly scan customer card numbers on laptops or tablets (with a USB port).
- **Time and attendance tracking:**
  Employee identification at computer workstations.
- **Service and configuration:**
  A handy tool for administrators to verify card ID numbers in the field.

Features:

- **Pocket-sized:**
  The device is extremely small and lightweight, making it easy to carry and install discreetly.
- **Unique 125 kHz standard:**
  Reads the most popular contactless cards and key fobs on the market.
- **Multifunctional operating modes:**
  - Keyboard mode (HID): The reader automatically enters the card code into any open program window.
  - Serial port mode (CDC): For use with specialized software.
  - WebUSB API: Allows you to work with the reader directly in a web browser.
- **Flexible configuration:**
  Ability to set custom prefixes and suffixes, e.g., adding an automatic "Enter" key after reading the code.
- **Plug & Play:**
  Ready to use immediately after unboxing and connecting to a USB port.

Technical specifications

Power Supply	5 V DC (device powered by a computer's USB port)		
Transponders	Unique EM4100, EM4102	Carrier frequency: 125 kHz	Tag reading distance: 5 cm
Supported protocols	HID - keyboard	CDC	WebUSB API
Communication	USB Type-A port		
Operating Temperature	From -10 °C to +55 °C		

Version	Catalog number
RFID USB Pocket	PO-0001-0000-00

Exter

Exter is a compact and durable reader that is most often used to complement larger systems (such as BoxID or Clocker). It allows you to set up two-way access control—the main reader is installed inside the building, and Exter outside. This enables the system to detect whether an employee is entering or exiting.



Application:

System Expansion (BoxID/Clocker):
The Exter transmits the card number to the main unit, which determines whether to open the door or record the work time.

Standalone Operation:
It features a built-in relay, allowing it to directly control the lock in simple installations.

Signaling:
Equipped with an LED and an audible signal that confirm card reading or access granting.

Versatile installation:
Suitable for both surface-mount installation on a wall and for an aesthetically pleasing flush-mount installation within a cutout.

Standard selection:
When ordering, you can select a specific card technology (e.g., Unique or Mifare) with which the device will operate.

Features:

Features:
Compatible with master readers or standalone operation.

Output:
1 relay (NO/NC) for lock control.

Signaling:
Built-in buzzer and LED.

Installation:
Surface-mounted or flush-mounted (recessed).

Communication:
Depends on the version (e.g., RS485 for connection to the main reader).

Technical specifications

Power Supply	5 V DC or 12 V DC (depending on the version)		
Power Consumption	Maximum 1 W		
Transponders (depending on the version)	Unique EM4100, EM4102	HID Prox	HITAG 1/2/S
	Mifare Classic®	ICODE®	iClass® CSN
Communication	RS-485 (default)	RS-232 (optional)	
Operating Temperature	From -10 °C to +55 °C		

Version	RFID standard (optional)		Communication standard		Catalog number
	Unique, HID lub Hitag 1/2/S	Mifare, ICODE lub iClass® CSN	RS-232	RS-485	
Exter HF RS232	-	✓	✓	-	EX-0002-0020-00
Exter HF RS232 surface-mount	-	✓	✓	-	EX-0002-0820-00
Exter HF RS232 surface-mount	-	✓	✓	-	EX-0002-1020-00
Exter HF RS485	-	✓	-	✓	EX-0002-0200-00
Exter HF RS485 surface-mount	-	✓	-	✓	EX-0002-0A00-00
Exter HF RS485 surface-mount	-	✓	-	✓	EX-0002-1200-00
Exter LF RS232	✓	-	✓	-	EX-0001-0020-00
Exter LF RS232 surface-mount	✓	-	✓	-	EX-0001-0820-00
Exter LF RS232 surface-mount	✓	-	✓	-	EX-0001-1020-00
Exter LF RS485	✓	-	-	✓	EX-0001-0200-00
Exter LF RS485 surface-mount	✓	-	-	✓	EX-0001-0A00-00
Exter LF RS485 surface-mount	✓	-	-	✓	EX-0001-1200-00

RFID Cards

with full-color printing on both sides

A color-printed RFID card is a solution that combines reliable contactless technology with brand aesthetics. It allows you to move away from standard white cards in favor of professional ID badges that help build a consistent corporate image while ensuring security and order



Application:

- **Access control and security:** Employee identification, opening doors and entry gates in office buildings, government offices, and gyms.
- **Time and attendance tracking (TAT):** Automatic recording of employee arrivals and departures.
- **Parking and transportation:** Opening barriers, vehicle identification.
- **Logging into POS systems (cash registers):** Instead of entering passwords, an employee holds their card up to the reader at the cash register, which speeds up login, cashier changeovers, and transaction authorization.

Features:

- **Contactless reading:** They operate via proximity, ensuring great convenience and speed (read time is often less than 100 ms).
- **Construction:** The card consists of an antenna (a coil of wire) and an integrated circuit (chip), which stores a unique identification number.
- **Power supply (passivity):** Most RFID cards are passive tags—they do not have their own battery. They obtain the energy needed to operate from the radio waves emitted by the reader.
- **Durability and material:** They are usually made of PVC or PET, which makes them resistant to mechanical damage, weather conditions, dirt, and grease.
- **Uniqueness:** Each card has a unique identification number.

Technical specifications

Version	Chip	Write/read	Frequency	Standard	Catalog number
Karta RFID Mifare	compatible with MF 1 k S50	1 kB, 16x4x16 B, 106 kb/s, 100 000 records	13,56 MHz	14443-3, 4B UID	TG-0002-0001-00
Karta RFID Mifare Clamshell	compatible with MF 1 k S50	1 kB, 16x4x16 B, 106 kb/s, 100 000 records	13,56 MHz	14443-3, 4B UID	TG-0002-0011-00
Karta RFID Mifare Clamshell with number	compatible with MF 1 k S50	1 kB, 16x4x16 B, 106 kb/s, 100 000 records	13,56 MHz	14443-3, 4B UID	TG-0002-0031-00
Karta RFID Mifare with number	compatible with MF 1 k S50	1 kB, 16x4x16 B, 106 kb/s, 100 000 records	13,56 MHz	14443-3, 4B UID	TG-0002-0021-00

Version	Chip	Read	Frequency	Coding	Catalog number
Karta RFID Unique	Compatible with Sokymat Unique, H4100, EM4100, EM4102	5B UID	100-150 kHz	Manchester /Bi-phase/PSK	TG-0001-0001-00
Karta RFID Unique Clamshell	Compatible with Sokymat Unique, H4100, EM4100, EM4102	5B UID	100-150 kHz	Manchester /Bi-phase/PSK	TG-0001-0011-00
Karta RFID Unique Clamshell with number	Compatible with Sokymat Unique, H4100, EM4100, EM4102	5B UID	100-150 kHz	Manchester /Bi-phase/PSK	TG-0001-0011-00
Karta RFID Unique| with number	Compatible with Sokymat Unique, H4100, EM4100, EM4102	5B UID	100-150 kHz	Manchester /Bi-phase/PSK	TG-0001-0021-00

RFID keychains

The RFID keychain is a compact version of a contactless key that is ideal for everyday use. Thanks to its small size and sturdy casing, it can be easily attached to your work keys, a lanyard, or your pants. This solution combines ease of use with high durability, and is designed for situations where a traditional card might be impractical.



Application:

- **Access control and security:**
  Employee identification, opening doors and entry gates in office buildings, government offices, and gyms.
- **Time and attendance tracking (TAT):**
  Automatic recordingof employee arrivals and departures.
- **Parking and transportation:**
  Opening barriers, vehicle identification.
- **Logging into POS systems (cash registers):** Instead of entering passwords, the employee holds their key fob near the reader at the cash register, which speeds up login, cashier changeovers, and transaction authorization.

Features:

- **Contactless reading:**
  They operate via proximity, ensuring great convenience and speed (read time is often less than 100 ms).
- **Construction:**
  The key fob consists of an antenna (a coil of wire) and an integrated circuit (chip), which stores a unique identification number.
- **Power supply (passivity)**:
  Most RFID key fobs are passive tags—they do not have their own battery. They obtain the energy needed to operate from the radio waves emitted by the reader.
- **Durability and material:**
  They are usually made of PVC or PET, which makes them resistant to mechanical damage, weather conditions, dirt, and grease.
- **Uniqueness:**
  Each key fob has a unique identification number.

Technical specifications

Version	Chip	Write/read	Frequency	Standard	Catalog number
Mifare	compatible with MF 1k S50	1 KB, 16x4x16 B, 106 kbps, 100,000 records	13,56 MHz	14443-3, 4B UID	TG-0002-0002-00

Version	Chip	Write/read	Frequency	Odczyt	Coding	Catalog number
Unique	Compatible with Sokymat Unique, H4100, EM4100, EM4102	1 KB, 16x4x16 B, 106 kbps, 100,000 records	100-150 kHz	5B UID	Manchester /Bi-phase/PSK	TG-0001-0002-00

inveo

RFID tags PCW | ABS

Rugged contactless tags designed for use in demanding logistics and industrial environments. Thanks to their special design, they can be used directly on metal surfaces without losing read range.



Applications and features:

- **Applications:**
  Logistics, tracking of items, tool inventory, labeling of metal racks, packaging, and pallets.
- **Installation:**
  Durable adhesive backing (double-sided tape).
- **Additional mounting:**
  The ABS version features a mounting hole with a diameter of 4.5 mm (for a screw or rivet).
  Dimensions:
  - PVC version: 25 x 1 mm
  - ABS version: 30 x 1 mm
- **Contactless reading:**
  Proximity technology ensures instant operation (system response time under 100 ms).
- **Construction:**
  Passive (battery-free) transponder, consisting of a microprocessor and an integrated antenna. It draws power from the reader's field.
- **Durability and resistance:**
  Housings made of PVC or ABS ensure high resistance to mechanical damage, moisture, dirt, and grease.
- **Uniqueness (UID):**
  Each unit has a factory-programmed, unique identification number.

Technical specifications

Version	Chip	Write/read	Frequency	Standard	Catalog number
Tag RFID PCW Mifare	kompatybilny z MF 1k S50	1 kB, 16x4x16 B, 106 kb/s, 100 000 zapisów	13,56 MHz	14443-3, 4B UID	TG-0002-0004-00
Tag RFID ABS Mifare	kompatybilny z MF 1k S50	1 kB, 16x4x16 B, 106 kb/s, 100 000 zapisów	13,56 MHz	14443-3, 4B UID	TG-0002-0008-00

Version	Chip	Write/read	Frequency	Reading	Coding	Catalog number
Tag RFID PCW Unique	kompatybilny z Sokymat Unique, H4100, EM4100, EM4102	1 kB, 16x4x16 B, 106 kb/s, 100 000 zapisów	100-150 kHz	5B UID	Manchester /Bi-phase/ PSK	TG-0001-0004-00
Tag RFID ABS Unique	kompatybilny z Sokymat Unique, H4100, EM4100, EM4102	1 kB, 16x4x16 B, 106 kb/s, 100 000 zapisów	100-150 kHz	5B UID	Manchester /Bi-phase/ PSK	TG-0001-0008-00

www.inveo.com.pl

Inveo Sp. z o.o.
Ul. Rzemieślnicza 21, 43-340 Kozy
Tel. +48 33 444 65 87 | Kom. +48 785 552 252
E-mail: info@inveo.com.pl